

# CLADDING LAMELLA SHARP 45



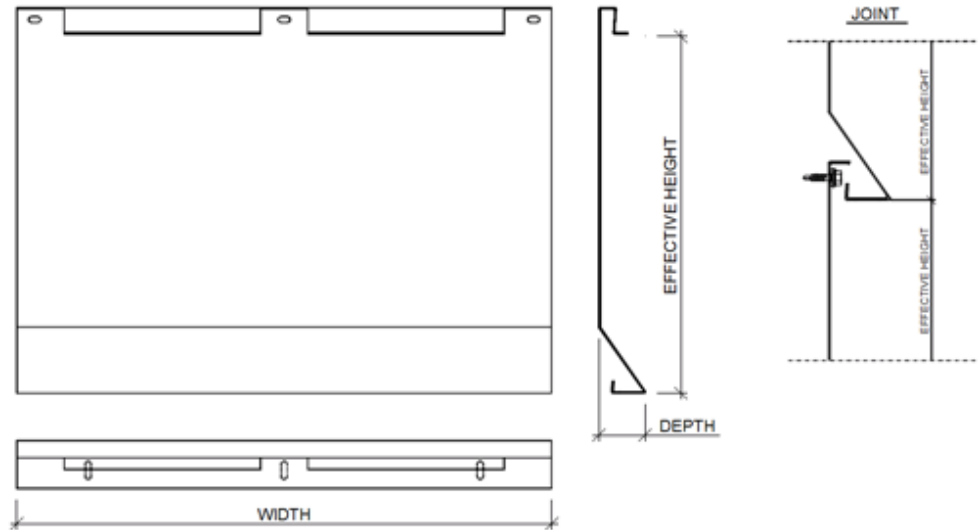
Create distinctive and clear highlights with Lamella sharp 45 for ventilated steel and aluminium facade systems.

**Ruukki® emotion**

Available also with perforation and backlighting.

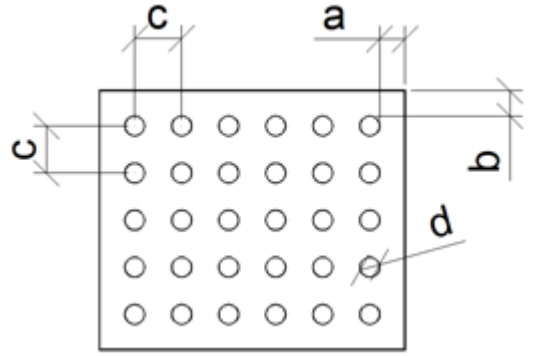
The information on our website is accurate to the best of our knowledge and understanding. Although every effort has been made to ensure accuracy, the company cannot accept any responsibility for any direct or indirect damages resulting from possible errors or incorrect application of the information of this publication. We reserve the right to make changes.

# PROPERTIES



<b>Model name</b>	Cladding Lamella Sharp 45
<b>Fastening holes shape</b>	Oval
<b>Ventilation hole shape</b>	Oval
<b>Fastening style</b>	Hidden fix
<b>Effective height</b>	Standard 300 (300...350) mm
<b>Width</b>	150...3000 mm
<b>Depth</b>	40 mm
<b>Fastening holes size</b>	5 x 10 mm
<b>Ventilation holes size</b>	5 x 15 mm

## PERFORATION LAYOUT



Dimension/hole	mm
a	≥10
b	≥10
c	d+15, d+25, d+30
d	12, 16, 20, 30

Symmetrical perforation: Fully perforated in symmetrical square layout. Only 1 hole size (d) and distance (a, b, c) per product.

Art perforation: Fully or partly perforated in freely chosen locations. All hole sizes (d) and distances (c) available per product.

## MATERIALS

Material	Material thickness (mm)	Weight (kg/m <sup>2</sup> )	Surface treatment	Reaction to fire
Steel	1.2	13.1	GreenCoat Hiarc *	A1
Steel	1.2	13.1	Powder coating	A2 - s1, d0
Aluminium	1.5	5.72	Powder coating	-
Aluminium	1.5	5.72	PVDF * / **	-

\*) Not available with perforation

\*\*) Non-stock item

# COLOURS & COATINGS

## COATINGS


Colour chart	Coating	Colour
Standard	GreenCoat HIARC	RR20, RR21, RR23, RR40, RR41, RR42, RR43
	GreenCoat HIARC Matt	RR40, RR41, RR45
Colourful	GreenCoat HIARC & Powder paint	RR11, RR22, RR24, RR26, RR29, RR30, RR31, RR32, RR33, RR34, RR35, RR36, RR37, RR44, RR45, RR750
	Powder paint	RAL 2000, RAL 2001, RAL 3003, RAL 6019, RAL 6027, RAL 9010
Unique	GreenCoat HIARC & Powder paint	RAL and NCS colours available by request

Also other coating types (e.g. anti-graffiti) are available upon request (non-stock material).


Minimum order sizes:

- Standard chart: No limitations
- Colourful & unique chart: HIARC 900m<sup>2</sup>; Powder paint 100m<sup>2</sup>


## COLOURS




RR23 DARK GREY



RR20 WHITE



RR21 LIGHT GREY



RR22 GREY




RR41 DARK SILVER MATT




RR45 METALLIC GRAPHITE




RR40 SILVER MATT




RR24 LIGHT YELLOW




RR26 YELLOW



RR29 RED



RR30 LIGHT BROWN




RR31 BROWN




RR32 DARK BROWN



RR33 BLACK




RR36 LIGHT GREEN




RR37 GREEN



RR 11 SPRUCE GREEN



RR34 LIGHT BLUE



RR35 BLUE



RR42 GOLD



RR43 COPPER



RR44 METALLIC BLUE



RR750 TILE RED

## ACCESSORIES

Facade cladding system, completed with flashings, fasteners and support studs, provides a fully finished facade, as well as quick and easy installation.



07 JUN, 2017

EN\_Cladding\_Accessories\_01\_2020

PDF, 3.38 MB

## DESIGN TOOLS



06 MAY, 2016

Ruukki\_cladding\_lamellas\_detail\_drawings\_DWG



ZIP, 5.22 MB



**06 MAY, 2016**

Ruukki\_cladding\_lamellas\_detail\_drawings\_PDF

ZIP, 19.57 MB

## DESIGN SOFTWARE AND BIM OBJECTS

To make both architectural and structural design work easier, with accurate product information in 3D form, we offer a selection of CAD / BIM -objects and software tools, to be downloaded from the Software Toolbox portal.

## READY MODELLED BIM OBJECTS

Download objects for ArchiCAD

Download objects for Revit

## DETAIL DRAWINGS (.DWG)



**06 MAY, 2016**

Ruukki\_cladding\_lamellas\_detail\_drawings\_DWG

ZIP, 5.22 MB

## DETAIL DRAWINGS (.PDF)



**06 MAY, 2016**

Ruukki\_cladding\_lamellas\_design\_manuals\_PDF

ZIP, 1.13 MB



**06 MAY, 2016**

Ruukki\_cladding\_lamellas\_detail\_drawings\_PDF

ZIP, 19.57 MB

## INSTRUCTIONS

### ORDER FORMS



**06 MAY, 2016**

Ruukki cladding lamellas order form

XLSM, 1.76 MB

## ASSEMBLY INSTRUCTIONS

Assembly instructions document includes information about:

- Packing
- Transportation and unloading
- Storing
- Assembling.

## TOLERANCES



**15 JUN, 2016**

Facade cladding installation and base tolerances\_24\_11\_2016

PDF, 96.03 KB

## MAINTENANCE INSTRUCTIONS

Maintenance instructions document contains information about:

- Washing
- Painting



**06 MAY, 2016**

Ruukki colour coated steel - Maintenance instructions

PDF, 600.37 KB



**06 MAY, 2016**

Ruukki powder coated facade claddings - Maintenance instructions

PDF, 602.18 KB

## CERTIFICATES & APPROVALS



**06 MAY, 2016**

Ruukki cladding lamellas order form

XLSM, 1.76 MB

## DECLARATION OF PERFORMANCE



**06 MAY, 2016**

Declaration of Performance 25/PP/PAR - Cladding products

PDF, 56.68 KB