

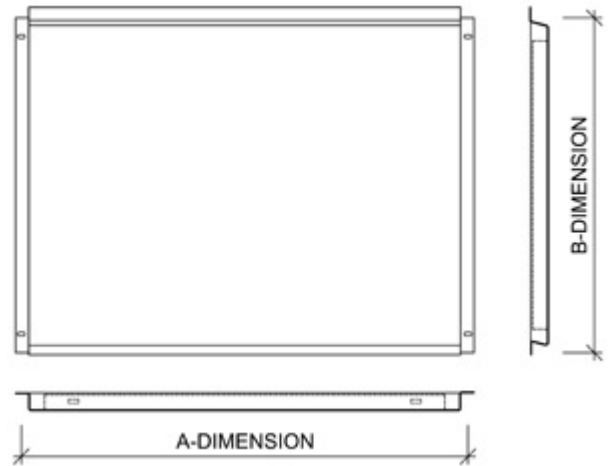
LIBERTA ORIGINAL 102 GRANDE



Create a genuine and distinct large scaled layout with the Liberta™ original 102 Grande for ventilated steel facade systems.

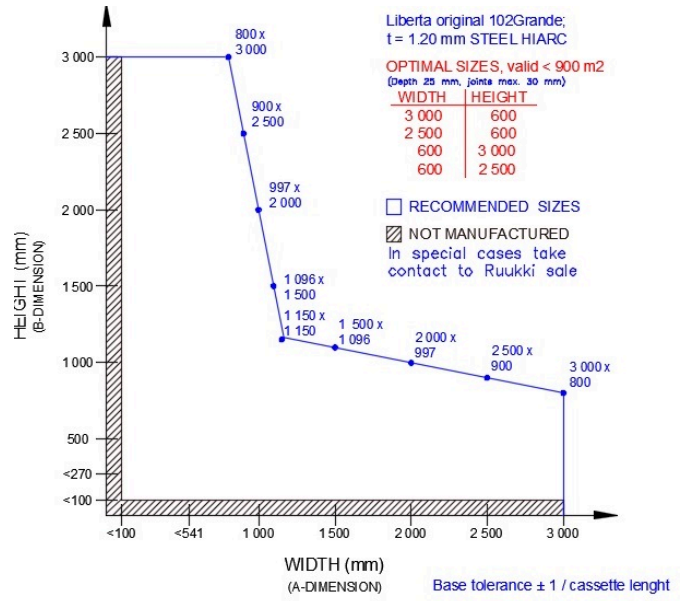
The information on our website is accurate to the best of our knowledge and understanding. Although every effort has been made to ensure accuracy, the company cannot accept any responsibility for any direct or indirect damages resulting from possible errors or incorrect application of the information of this publication. We reserve the right to make changes.

PROPERTIES



Model name	Liberta original 102 Grande
Depth	25, 30 mm
Horizontal joint	20, 25, 30 mm
Fastening holes shape	Oval
Ventilation hole shape	Oval
Fastening holes diameter	5 x 10 mm
Ventilation holes size	5 x 10 mm
Fastening style	Standard fix
Starting fillet	Not required

MATERIAL STEEL 1.20 MM, PANEL SIZES



MATERIALS

Material	Material thickness (mm)	Weight (kg/m ²)	Surface treatment	Reaction to fire
Steel	1.2	-	GreenCoat Hiarc	A2-s2, d0

The panel has a 18 mm thick mineral wool board bonded on the reverse side.


COLOURS & COATINGS

Colour chart	Coating	Colour
Standard	GreenCoat HIARC	RR20, RR21, RR23, RR40, RR41, RR42, RR43
	GreenCoat HIARC Matt	RR40, RR41, RR45
Colourful	GreenCoat HIARC	RR11, RR22, RR24, RR26, RR29, RR30, RR31, RR32, RR33, RR34, RR35, RR36, RR37, RR44, RR45, RR750

Also other coating types (e.g. anti-graffiti) are available upon request (non-stock material).

Minimum order sizes:


- Standard chart: No limitations
- Colourful chart: HIARC 900m²




RR23 DARK GREY




RR 11 SPRUCE GREEN




RR20 WHITE




RR21 LIGHT GREY




RR22 GREY




RR24 LIGHT YELLOW




RR26 YELLOW



RR29 RED



RR30 LIGHT BROWN




RR31 BROWN




RR32 DARK BROWN




RR33 BLACK




RR34 LIGHT BLUE



RR35 BLUE



RR36 LIGHT GREEN



RR37 GREEN



RR40 SILVER MATT



RR41 DARK SILVER MATT



RR42 GOLD



RR43 COPPER



RR44 METALLIC BLUE



RR45 METALLIC GRAPHITE



RR750 TILE RED

ACCESSORIES

Facade cladding system completed with flashings, fasteners and support studs provides a fully finished facade, as well easy and quick installation.



07 JUN, 2017

EN_Cladding_Accessories_02_2020

PDF, 3.57 MB

DESIGN TOOLS

To make both architectural and structural design work easier with accurate product information in 3D form, Ruukki offers a selection of CAD / BIM -objects and software tools to be downloaded from the Software Toolbox portal.

READY MODELLED BIM OBJECTS

Download objects for ArchiCAD

Download objects for Revit

DETAIL DRAWINGS (.DWG)



06 MAY, 2016

Ruukki_Liberta_rainscreen_panels_detail_drawings_DWG
ZIP, 3.34 MB

DETAIL DRAWINGS (.PDF)



06 MAY, 2016

Ruukki_Liberta_rainscreenpanels_design_manuals_PDF
ZIP, 1.18 MB



06 MAY, 2016

Ruukki_Liberta_rainscreen_panels_detail_drawings_PDF
ZIP, 8.87 MB

INSTRUCTIONS

ORDER FORMS



06 MAY, 2016

Ruukki Liberta rainscreen panels order form
XLSM, 3.42 MB

ASSEMBLY INSTRUCTIONS

Assembly instructions document includes information about:

- Packing
- Transportation and unloading
- Storing
- Assembling

TOLERANCES



15 JUN, 2016

Facade cladding installation and base tolerances_24_11_2016
PDF, 96.03 KB



15 JUN, 2016



Rainscreen panel product tolerances 24.11.2015
PDF, 51.23 KB

MAINTENANCE INSTRUCTIONS

Maintenance instructions document contains information about:

- Washing
- Painting.



06 MAY, 2016
Ruukki colour coated steel - Maintenance instructions
PDF, 600.37 KB



06 MAY, 2016
Ruukki powder coated facade claddings - Maintenance instructions
PDF, 602.18 KB

CERTIFICATES & APPROVALS

DECLARATION OF PERFORMANCE



06 MAY, 2016
Declaration of Performance 25/PP/PAR - Cladding products
PDF, 56.68 KB

REFERENCES



CENTRUM GALAXY

Ruukki provided a new façade for Centrum Galaxy in Szczecin, Poland, based on Ruukki Renovation concept. The shopping centre's new façade has been created by a system of glass panels alternated with Ruukki...

[View case](#)