


U PURLIN



Our pre-punched purlins are quick to install and suitable for both insulated and uninsulated roofs and walls.

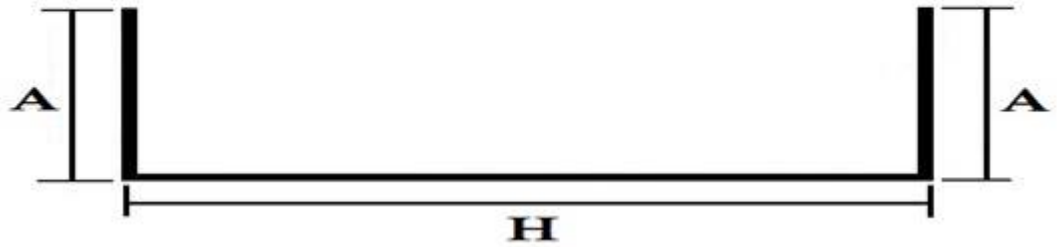
The thickness and height of the purlin selected depend on span length and loads. To optimise the design, use our PurCalc software.

Applications:

- Industrial construction
- Hall and warehouse construction
- Extension construction and renovation

The information on our website is accurate to the best of our knowledge and understanding. Although every effort has been made to ensure accuracy, the company cannot accept any responsibility for any direct or indirect damages resulting from possible errors or incorrect application of the information of this publication. We reserve the right to make changes.

PROPERTIES



Model name	U Purlin
Section type	U-sections
Height	100, 150, 200, 250, 300 mm
Thickness	1.0, 1.2, 1.5, 2.0, 2.5, 3.0 mm
Minimum length	1600 mm
Maximum Length	15000 mm
Material	Hot galvanised steel sheet Steel quality S350GD+Z275 according to EN 10346
Tolerances	Dimensions and shape according to EN 1090-4, material thickness according to EN 10143

CROSS-SECTION GEOMETRIES

Type of purlin	Thickness (mm)	Height (mm)	Width of flange A (mm)		Weight (kg/m)
LP-U100, LP-U104	1,0	100/104	52	LP-U104: Flanges -4mm for all thicknesses	1,60
	1,2		52		1,92
	1,5		53		2,40
	2,0		52		3,12

	2,5		59		4,16
	3,0		51		4,56
LP-U150, LP-U154	1,0	150/154	52	LP-U154: Flanges -4mm for all thicknesses	2,00
	1,2		52		2,40
	1,5		53		3,00
	2,0		54		4,00
	2,5		45		4,60
	3,0		48		5,64
LP-U200, LP-U204	1,0	200/204	49	LP-U204: Flanges -4mm for all thicknesses	2,35
	1,2		49		2,82
	1,5		50		3,52
	2,0		51		4,70
	2,5		-		-
	3,0		49		6,86
LP-U250, LP-U254	1,0	250/254	52	LP-U254: Flanges -4mm for all thicknesses	2,80
	1,2		52		3,36
	1,5		53		4,20
	2,0		54		5,60
	2,5		64		7,40
	3,0		55		8,35
LP-U300, LP-U304	1,0	300/304	62	LP-U304: Flanges -4mm for all thicknesses	3,36
	1,2		49		3,79
	1,5		50		4,74

	2,0		56		6,56
	2,5		65		8,40
	3,0		51		9,36

ACCESSORIES

ACCESSORIES



15 SEP, 2016

Profiled sheets and purlins accessories
PDF, 4.80 MB

DESIGN TOOLS

DESIGN TOOLS

Our PurCalc software is constantly improved and updated to easily design and optimise Ruukki's lightweight purlin sections.

Choosing the right filters will help you to select the right product characteristics. The software enables the calculation of various roof purlin systems, whether the purlins are restrained by trapezoidal sheeting or roof sandwich panels.

[Download PurCalc](#)

DETAIL DRAWINGS (.DWG)



06 MAY, 2016

Ruukki lightweight purlins details EN [dwg files]
ZIP, 20.26 MB

DETAIL DRAWINGS (.PDF)



06 MAY, 2016

Ruukki lightweight purlins details EN [pdf files]
ZIP, 3.52 MB

INSTRUCTIONS

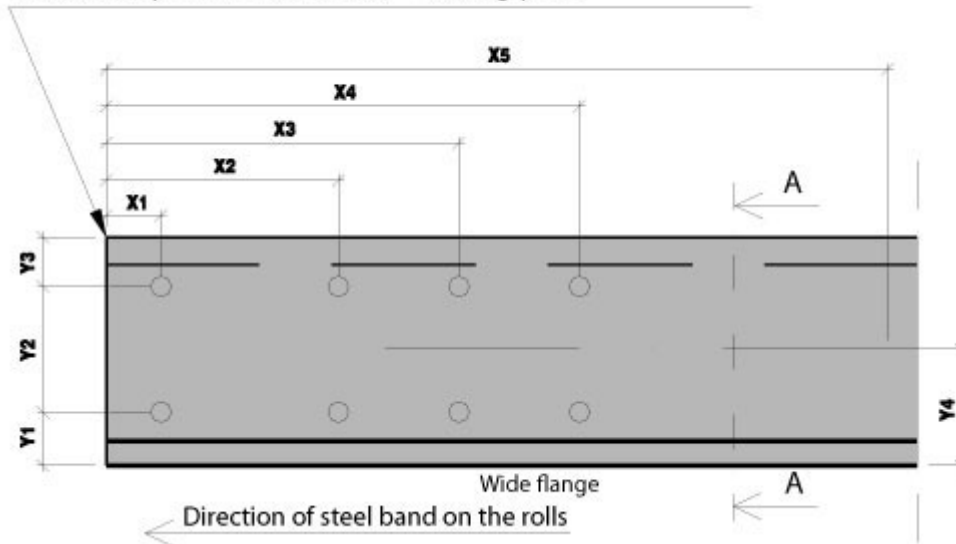
ORDERING

Please provide the following information when ordering:

- Type of purlin
- Thickness
- Length
- Number.

In case of pre-punched purlins, please send us purlin drawings showing the location of the holes.

Reference point for distances = cutting point



TECHNICAL MANUAL



06 MAY, 2016

lightweight purlin technical manual

PDF, 5.84 MB

PRE-PUNCHING SERVICE

Purlins can be pre-punched in our factory. This makes construction on-site faster and easier. The standardised sizes and locations of holes for fixing screws are presented below. Please contact us for additional information about the pre-punching possibilities.

Holes are made during production at continuous line.

Additional information:

- Max. material thickness 3mm (for \varnothing 60mm max. material thickness 2mm)
- Holes can be made in a row
- Oval and rectangular holes can be rotated by 90°.

Type of hole	Diameter (mm)	Rotation (°)
Round	7	-
Round	10	-
Round	12	-
Round	14	-
Round	16	-
Round	18	-
Round	20	-
Round	22	-
Round	26	-
Round	60	-
Oval	12×24	90
Oval	14×24	90
Oval	16×35	90
Oval	18×31.7	90
Oval	18×35	90
Oval	20×35	90
Rectangular	5×25	90

CERTIFICATES & APPROVALS

DECLARATION OF PERFORMANCE



11 MAY, 2016

Declaration of Performance 12/LBS/VIM - Load bearing products
PDF, 494.06 KB

