

CLADDING LAMELLA GROOVE 20



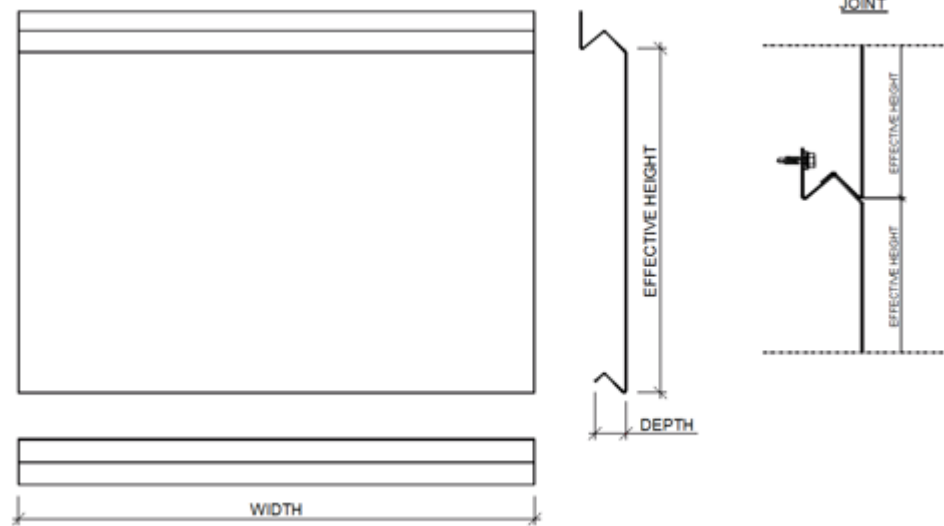
Create a grooved surface with Lamella groove 20 for ventilated steel and aluminium facade systems.

Ruukki® emotion

Available also with perforation and backlighting.

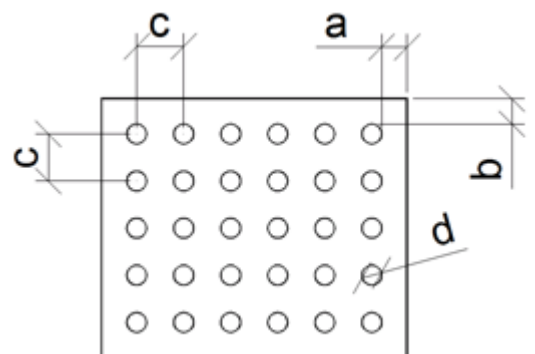
The information on our website is accurate to the best of our knowledge and understanding. Although every effort has been made to ensure accuracy, the company cannot accept any responsibility for any direct or indirect damages resulting from possible errors or incorrect application of the information of this publication. We reserve the right to make changes.

PROPERTIES



| | |
|-------------------------|--------------------------------|
| Model name | Cladding Lamella Groove 20 |
| Fastening style | Hidden fix |
| Starting fillet | Required |
| Effective height | Standard 300 mm (150 - 300 mm) |
| Width | 150 - 4000 mm |
| Depth | 40 mm |

PERFORATION LAYOUT



| Dimension/hole | mm |
|----------------|-----|
| a | ≥10 |

| | |
|---|------------------|
| b | ≥10 |
| c | d+15, d+25, d+30 |
| d | 12, 16, 20, 30 |

Symmetrical perforation: Fully perforated in symmetrical square layout. Only 1 hole size (d) and distance (a, b, c) per product.

Art perforation: Fully or partly perforated in freely chosen locations. All hole sizes (d) and distances (c) available per product.

MATERIALS

| Material | Material thickness (mm) | Weight (kg/m ²) | Surface treatment | Available with perforation | Stock material | Reaction to fire |
|-----------------------------|-------------------------|-----------------------------|---|----------------------------|----------------|------------------|
| Steel | 1.2 | 13.1 | GreenCoat Hiarc | - | x | A1 |
| | 1.2 | 13.1 | Powder coating | x | x | A2 - s1,d0 |
| Aluminium | 1.5 | 5.73 | Powder coating | x | - | - |
| | 1.5 | 5.73 | PVDF coating | - | - | - |
| Rheinzink | 1.0 | 7.2 | Pre-patinated (no coating) | x | - | A1 |
| Copper, Brass & Bronze | 1.0 | | Pre-patinated (no coating) | x | - | A1 |
| | 1.5 | | Pre-patinated (no coating) | x | - | A1 |
| Aluminium (Brushed design) | 1.5 | 5.1 | Brushed with (semi) transparent coating | x | - | - |
| Aluminium (Pattern-painted) | 1.5 | 5.1 | Painted (multilayer coating) | x | - | - |
| Stainless steel | 1.0 | 8.0 | Natural matt, bead blasted | x | - | A1 |

| | | | | | | |
|--|-----|-----|---|---|---|----|
| | | | finish + oxidizing (steel grade 304, 316) | | | |
| | 1.0 | 8.0 | Embossed pattern, oxidizing + brushed finish (steel grade 304, 316) | - | - | A1 |
| | 1.0 | 8.0 | Natural matt, brushed finish (4N) (steel grade 304, 316) | x | - | A1 |

COLOURS & COATINGS


COATINGS

| Colour chart | Coating | Colour |
|--------------|--------------------------------|--|
| Standard | GreenCoat HIARC | RR20, RR21, RR23, RR40, RR41, RR42, RR43 |
| | GreenCoat HIARC Matt | RR40, RR41, RR45 |
| Colourful | GreenCoat HIARC & Powder paint | RR11, RR22, RR24, RR26, RR29, RR30, RR31, RR32,RR33, RR34, RR35, RR36, RR37, RR44, RR45, RR750 |
| | Powder paint | RAL 2000, RAL 2001, RAL 3003, RAL 6019, RAL 6027, RAL 9010 |
| Unique | GreenCoat HIARC & Powder paint | RAL and NCS colours available by request |

Also other coating types (e.g. anti-graffiti) are available upon request (non-stock material).

Minimum order sizes:


- Standard chart: No limitations
- Colourful & unique chart: HIARC 900m²; Powder paint 100m²




RR23 DARK GREY




RR 11 SPRUCE GREEN




RR21 LIGHT GREY




RR20 WHITE




RR22 GREY




RR24 LIGHT YELLOW




RR26 YELLOW



RR29 RED



RR30 LIGHT BROWN




RR31 BROWN




RR32 DARK BROWN




RR33 BLACK




RR34 LIGHT BLUE



RR35 BLUE



RR36 LIGHT GREEN



RR37 GREEN



RR40 SILVER MATT



RR41 DARK SILVER MATT



RR42 GOLD



RR43 COPPER



RR44 METALLIC BLUE



RR45 METALLIC GRAPHITE



RR750 TILE RED

ACCESSORIES

Facade cladding system, completed with flashings, fasteners and support studs, provides a fully finished facade, as well as quick and easy installation.



07 JUN, 2017
EN_Cladding_Accessories_02_2020
PDF, 3.57 MB

DESIGN TOOLS

DESIGN SOFTWARE AND BIM OBJECTS

To make both architectural and structural design work easier, with accurate product information in 3D form, we offer a selection of CAD / BIM -objects and software tools, to be downloaded from the Software Toolbox portal.

READY MODELLED BIM OBJECTS

Download objects for ArchiCAD

Download objects for Revit

DETAIL DRAWINGS (.DWG)



06 MAY, 2016

Ruukki_cladding_lamellas_detail_drawings_DWG

ZIP, 5.22 MB

DETAIL DRAWINGS (.PDF)



06 MAY, 2016

Ruukki_cladding_lamellas_design_manuals_PDF

ZIP, 1.13 MB



06 MAY, 2016

Ruukki_cladding_lamellas_detail_drawings_PDF

ZIP, 19.57 MB

INSTRUCTIONS

ORDER FORMS



06 MAY, 2016

Ruukki cladding lamellas order form

XLSM, 1.76 MB

ASSEMBLY INSTRUCTIONS

Assembly instructions document includes information about:

- Packing
- Transportation and unloading
- Storing
- Assembling.

TOLERANCES



15 JUN, 2016



Facade cladding installation and base tolerances_24_11_2016
PDF, 96.03 KB

MAINTENANCE INSTRUCTIONS

Maintenance instructions document contains information about:

- Washing
- Painting



06 MAY, 2016
Ruukki colour coated steel - Maintenance instructions
PDF, 600.37 KB



06 MAY, 2016
Ruukki powder coated facade claddings - Maintenance instructions
PDF, 602.18 KB

CERTIFICATES & APPROVALS

DECLARATION OF PERFORMANCE



06 MAY, 2016
Declaration of Performance 25/PP/PAR - Cladding products
PDF, 56.68 KB

REFERENCES



COMMERCIAL BUILDINGS –LOHI SHOPPING CENTER

Lohi is a 3-storey shopping center with a surface area of 22,000 square meters in the center of Lohja and home to 15 stores and 4 restaurants.

[View case](#)



MARITIME CENTRE VELLAMO

Maritime Centre Vellamo in Kotka is shaped like a large wave, and its facade sparkles like the rippling surface of water.

[View case](#)