

LIBERTA COR-TEN 800



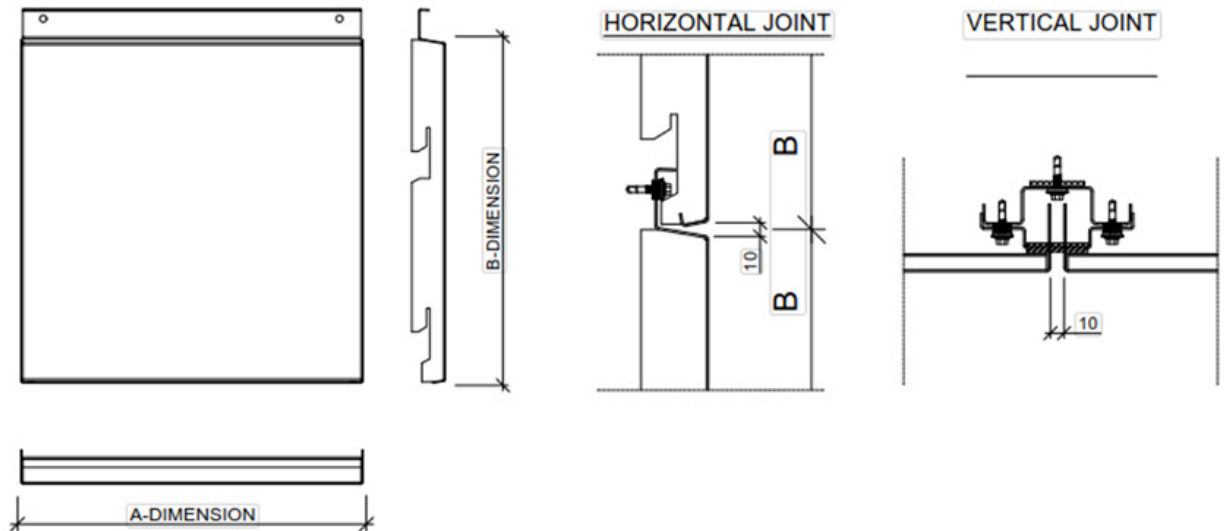
Create a harmonious, rusty layout with Liberta™ Cor-Ten 800 for ventilated Cor-Ten facade systems.

Ruukki® emotion

Available also with perforation and backlighting.

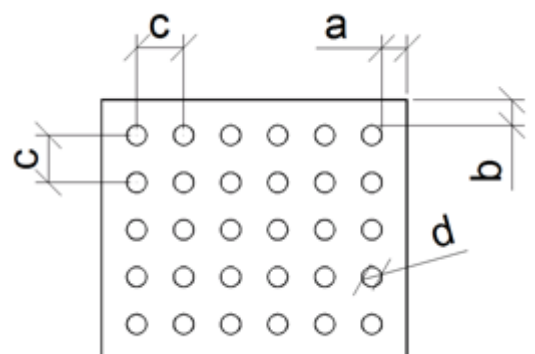
The information on our website is accurate to the best of our knowledge and understanding. Although every effort has been made to ensure accuracy, the company cannot accept any responsibility for any direct or indirect damages resulting from possible errors or incorrect application of the information of this publication. We reserve the right to make changes.

PROPERTIES



Model name	Liberta Cor-Ten 800
Depth	40 mm
Horizontal joint	10 mm
Vertical joint	10 mm
Fastening holes shape	Round
Fastening holes diameter	10 mm
Fastening style	Hidden fix

PERFORATION LAYOUT

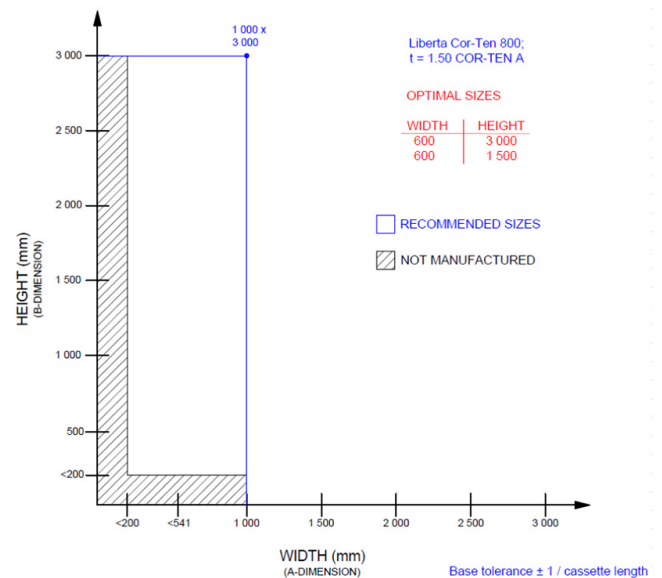


Dimension/hole	mm
a	≥10
b	≥10
c	d+15, d+25, d+30
d	12, 16, 20, 30

Symmetrical perforation: Fully perforated in symmetrical square layout. Only 1 hole size (d) and distance (a, b, c) per product.

Art perforation: Fully or partly perforated in freely chosen locations. All hole sizes (d) and distances (c) available per product.

MATERIAL STEEL COR-TEN 1.50 MM, PANEL SIZES



MATERIALS

Material	Material thickness (mm)	Weight (kg/m ²)	Surface treatment	Reaction to fire
Steel Cor-Ten A *	1.5	13.75	-	A1

Due to its unique chemical composition, Cor-Ten weather-resistant structural steel sheet has a significantly better ability to resist atmospheric corrosion than similar general structural steels. Weather-resistant steel is used in architectural applications without requiring any separate surface treatment. Use of weather-resistant steel thus eliminates the need for surface treatments during the manufacturing and operational periods, in turn lowering the environmental load and costs throughout the product's life cycle.

The weather resistance of the product is due to its oxide layer i.e. the patina which forms on the steel surface which is resistant to the action of alloys and has low oxygen permeability. The oxide layer is created when weather-resistant steel is wetted and dried repeatedly. The protective surface layer forms in normal weather conditions within 18...36 months. The patina layer is initially reddish brown in colour, becoming darker in tone over the course of time. In industrial environments the patina forms more rapidly on the steel and darkens more than in cleaner rural environments. The protective patina layer cannot form, however, if the surface of the steel is continuously damp or dirty.

Cor-Ten A grade steel is used for the manufacture of panels (S355J0WP-COR-TEN A).

ACCESSORIES

Facade cladding system, completed with flashings, fasteners, and support studs provides a fully finished facade, as well as quick and easy installation.



07 JUN, 2017

EN_Cladding_Accessories_01_2020

PDF, 3.38 MB

DESIGN TOOLS

To make both architectural and structural design work easier, with accurate product information in 3D form, we offer a selection of CAD / BIM -objects and software tools to be downloaded from the Software Toolbox portal.

READY MODELLED BIM OBJECTS

Download objects for ArchiCAD

Download objects for Revit

DETAIL DRAWINGS (.DWG)



06 MAY, 2016

Ruukki_Liberta_rainscreen_panels_detail_drawings_DWG

ZIP, 3.34 MB

DETAIL DRAWINGS (.PDF)



06 MAY, 2016

Ruukki_Liberta_rainscreenpanels_design_manuals_PDF

ZIP, 1.18 MB



06 MAY, 2016

Ruukki_Liberta_rainscreen_panels_detail_drawings_PDF

ZIP, 8.87 MB

INSTRUCTIONS

INSTALLATION INSTRUCTIONS

ORDER FORMS



21 OCT, 2019

Ruukki Liberta CorTen rainscreen panels order form
XLSM, 2.61 MB



06 MAY, 2016

Ruukki Liberta rainscreen panels order form
XLSM, 3.42 MB

ASSEMBLY INSTRUCTIONS

Assembly instructions document includes information about:

- Packing
- Transportation and unloading
- Storing
- Assembling.

TOLERANCES



15 JUN, 2016

Facade cladding installation and base tolerances_24_11_2016
PDF, 96.03 KB



15 JUN, 2016

Rainscreen panel product tolerances 24.11.2015
PDF, 51.23 KB

CERTIFICATES & APPROVALS