

# LIBERTA ELEGANT 500



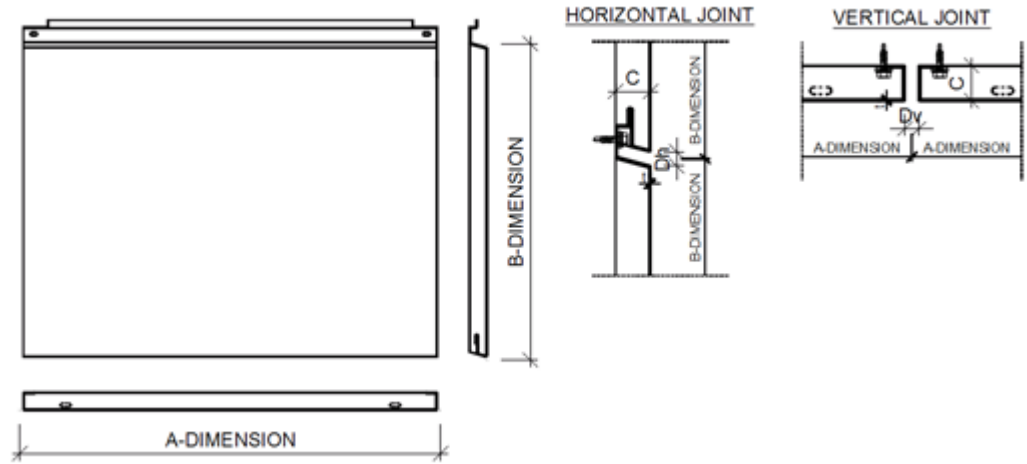
Create a classic and harmonious surface with hidden fix Liberta™ elegant 500 for ventilated steel and aluminium facade systems.

**Ruukki® emotion**

Available also with perforation and backlighting.

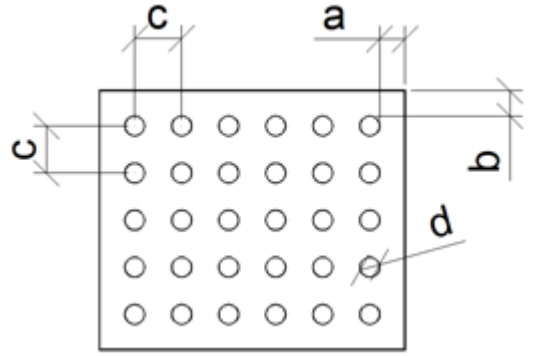
The information on our website is accurate to the best of our knowledge and understanding. Although every effort has been made to ensure accuracy, the company cannot accept any responsibility for any direct or indirect damages resulting from possible errors or incorrect application of the information of this publication. We reserve the right to make changes.

# PROPERTIES



<b>Model name</b>	Liberta Elegant 500
<b>Depth</b>	25, 30 mm
<b>Horizontal joint</b>	5, 10, 15, 20, 25, 30 mm
<b>Vertical joint</b>	5, 10, 15, 20, 25, 30 mm
<b>Fastening holes shape</b>	Oval
<b>Ventilation hole shape</b>	Oval
<b>Fastening holes diameter</b>	5 x 10 mm
<b>Ventilation holes size</b>	5 x 15 mm
<b>Fastening style</b>	Hidden fix

## PERFORATION LAYOUT



Dimension/hole	mm
a	≥10
b	≥10
c	d+15, d+25, d+30
d	12, 16, 20, 30

Symmetrical perforation: Fully perforated in symmetrical square layout. Only 1 hole size (d) and distance (a, b, c) per product.

Art perforation: Fully or partly perforated in freely chosen locations. All hole sizes (d) and distances (c) available per product.

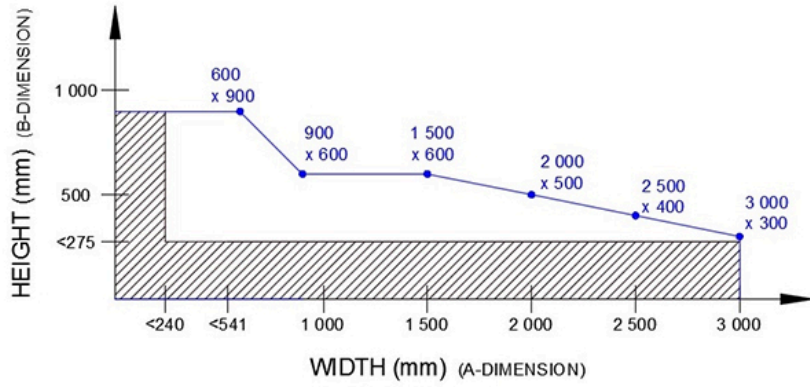
**PANEL SIZES**  
**T=1.20 MM STEEL (HIARCH)**  
**T=1.20 MM STEEL (POWDER COATING)**

Optimal sizes:

Width	Height
3000 mm	300 mm
1450 mm	600 mm

*Depth 25 mm, joints max. 30 mm*

All sizes from table below:



Recommended sizes



Not manufactured

Base tolerance  $\pm 1$  mm / cassette length

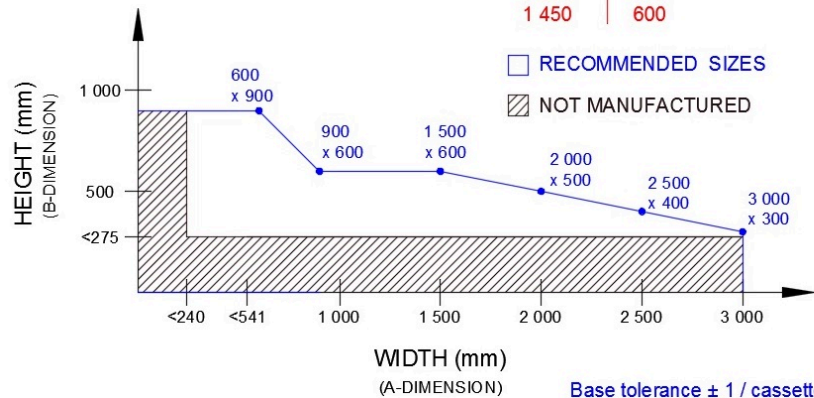
## MATERIAL STEEL 1.20 MM, PANEL SIZES

(click image to enlarge)

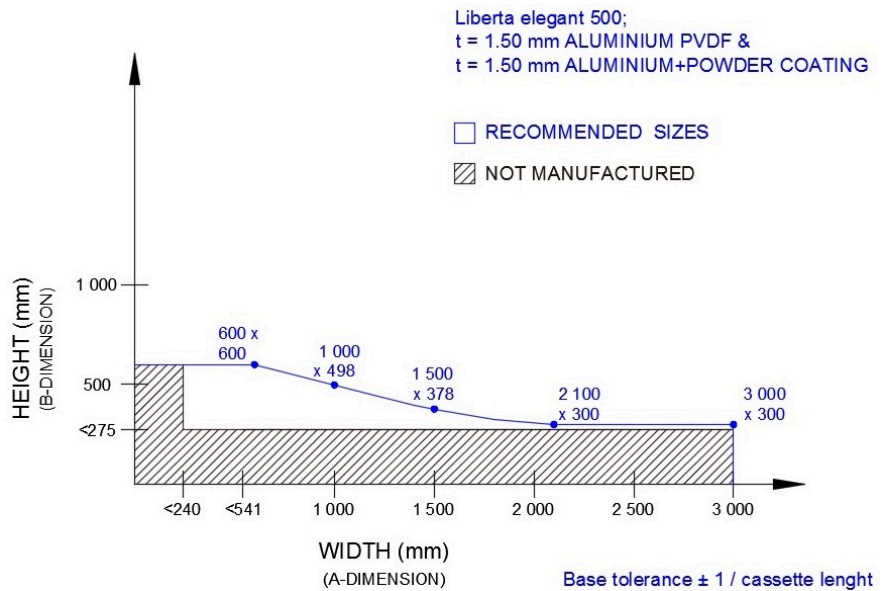
Liberta elegant 500;  
 t = 1.20 mm STEEL HIARC &  
 t = 1.20 mm STEEL+POWDER COATING

**OPTIMAL SIZES**  
 (Depth 25 mm, joints max. 30 mm)

WIDTH	HEIGHT
3 000	300
1 450	600



## MATERIAL ALUMINIUM 1.50 MM, PANEL SIZES



## MATERIALS

Material	Material thickness (mm)	Weight (kg/m <sup>2</sup> )	Surface treatment	Available with perforation	Stock material	Reaction to fire
Steel	1.2	11.6	GreenCoat Hiarc		x	A1
	1.2	11.6	Powder coating	x	x	A2 - s1, d0
Aluminium	1.5	5.1	Powder coating	x	-	-
	1.5	5.1	PVDF coating	-	-	-
Rheinzink	1.0	7.2	Pre-patinated (no coating)	x	-	A1
Copper, Brass & Bronze	1.0		Pre-patinated (no coating)	x	-	A1
	1.5		Pre-patinated (no coating)	x	-	A1
Aluminium (Brushed design)	1.5	5.1	Brushed with (semi) transparent coating	x	-	-

Aluminium (Pattern-painted)	1.5	5.1	Painted (multilayer coating)	x	-	-
	2.0*	6.8	Painted (multilayer coating)	x	-	-
Stainless steel	1.0	8.0	Natural matt, bead blasted finish + oxidizing (steel grade 304, 316)	x	-	A1
	1.0	8.0	Embossed pattern, oxidizing + brushed finish (steel grade 304, 316)	-	-	A1
	1.0	8.0	Natural matt, brushed finish (4N) (steel grade 304, 316)	x	-	A1

\*The minimum depth of the cassette is 30 mm


## COLOURS & COATINGS

Colour chart	Coating	Colour
Standard	GreenCoat HIARC	RR20, RR21, RR23, RR40, RR41, RR42, RR43
	GreenCoat HIARC Matt	RR40, RR41, RR45
Colourful	GreenCoat HIARC & Powder paint	RR11, RR22, RR24, RR26, RR29, RR30, RR31, RR32, RR33, RR34, RR35, RR36, RR37, RR44, RR45, RR750
Unique	GreenCoat HIARC & Powder paint	RAL and NCS colours available by request


Also other coating types (e.g. anti-graffiti) are available upon request (non-stock material).

Minimum order sizes:


- Standard chart: No limitations
- Colourful & unique chart: HIARC 900m<sup>2</sup>; Powder paint 100m<sup>2</sup>




RAL 2000




RAL 2001




RAL 3003



RAL 6027



RAL 6019



RR23 DARK GREY



RR750 TILE RED



RR45 METALLIC GRAPHITE



RR44 METALLIC BLUE



RR43 COPPER




RR42 GOLD




RR41 DARK SILVER MATT



RR40 SILVER MATT




RR36 LIGHT GREEN




RR37 GREEN





RR35 BLUE




RR34 LIGHT BLUE




RR33 BLACK




RR32 DARK BROWN




RR31 BROWN




RR30 LIGHT BROWN




RR29 RED




RR26 YELLOW




RR24 LIGHT YELLOW



RR22 GREY



RR21 LIGHT GREY



RR20 WHITE



RR 11 SPRUCE GREEN

## ACCESSORIES

Facade cladding system completed with flashings, fasteners and support studs provides a fully finished facade, as well easy and quick installation.



EN\_Cladding\_Accessories\_01\_2020  
PDF, 3.38 MB

## DESIGN TOOLS

To make both architectural and structural design work easier with accurate product information in 3D form, Ruukki offers a selection of CAD / BIM -objects and software tools to be downloaded from the Software Toolbox portal.

## READY MODELLED BIM OBJECTS

Download objects for ArchiCAD

Download objects for Revit

## DETAIL DRAWINGS (.DWG)



06 MAY, 2016

Ruukki\_Liberta\_rainscreen\_panels\_detail\_drawings\_DWG  
ZIP, 3.34 MB

## DETAIL DRAWINGS (.PDF)



06 MAY, 2016

Ruukki\_Liberta\_rainscreenpanels\_design\_manuals\_PDF  
ZIP, 1.18 MB



06 MAY, 2016

Ruukki\_Liberta\_rainscreen\_panels\_detail\_drawings\_PDF  
ZIP, 8.87 MB

## INSTRUCTIONS

### INSTALLATION INSTRUCTIONS

## ORDER FORMS



**21 OCT, 2019**

Ruukki Liberta CorTen rainscreen panels order form  
XLSM, 2.61 MB



**06 MAY, 2016**

Ruukki Liberta rainscreen panels order form  
XLSM, 3.42 MB

## ASSEMBLY INSTRUCTIONS

Assembly instructions document includes information about:

- Packing
- Transportation and unloading
- Storing
- Assembling

## TOLERANCES



**15 JUN, 2016**

Facade cladding installation and base tolerances\_24\_11\_2016  
PDF, 96.03 KB



**15 JUN, 2016**

Rainscreen panel product tolerances 24.11.2015



PDF, 51.23 KB

## MAINTENANCE INSTRUCTIONS

Maintenance instructions document contains information about:

- Washing
- Painting.



**06 MAY, 2016**

Ruukki colour coated steel - Maintenance instructions

PDF, 600.37 KB



**06 MAY, 2016**

Ruukki powder coated facade claddings - Maintenance instructions

PDF, 602.18 KB

## CERTIFICATES & APPROVALS

### DECLARATION OF PERFORMANCE



**06 MAY, 2016**

Declaration of Performance 25/PP/PAR - Cladding products

PDF, 56.68 KB

## REFERENCES



### MERIPIHKA AND MERILUOTO – HOUSING COMPANIES

Ruukki delivered steel façades to the Meripihka and Meriluoto housing companies being built in Helsinki's Jätkäsaari. Approximately 3,000 square metres of Liberta 500 steel façade cassettes in silver and...

[View case](#)



## ZERVA

The western facade of the building is equipped with the Ruukki Emotion facade system. The steel facade cassettes are perforated, so that the wall surface creates "Z" letters in the company's typeface...

[View case](#)



## TURKU ENERGIA – STEAM GENERATION PLANT

An artwork, Water Memory, by Finnish artist Mauri Kosonen, forms part of the northwest façade. The artwork has been created using Ruukki Emotion product, where perforated Ruukki Liberta 500 Elegant steel...

[View case](#)



## EVENTES BUSINESS GARDEN ESPOO

Eventes Business Garden located near the Iso Omena Shopping Centre in Espoo is an impressive office building that combines various steel facades in an interesting way.

[View case](#)